



SOUTH AFRICAN WINE INDUSTRY REVIEW 2018

WINES OF SOUTH AFRICA . PROWEIN 2019


WINE PRODUCTION JAN - DEC 2018



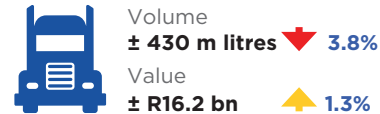
WINE SALES JAN - DEC 2018



Exports 49.4% volume



Local 50.6% volume



- Red 36%
- White 51%
- Sparkling 1%
- Blanc de noir/Rosé 12%



- Still 90%
- Sparkling 2%
- Fortified 8%



19 million glasses of South African wine are enjoyed world-wide **everyday**

COMPOSITION 2007 - 2017



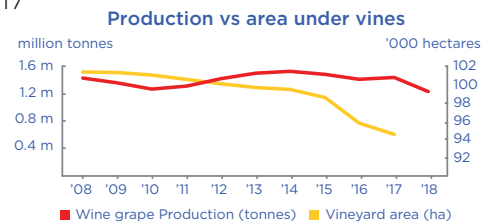
Producers

3029 ↓ -25%



Cellars

546 ↓ -3%



SOURCE: SAWIS 2018. For more information visit www.sawis.co.za

CORPORATE SOCIAL INVESTMENT

WINES OF SOUTH AFRICA . PROWEIN 2019



IT NOT ONLY TASTES GOOD

South African wines are lauded globally for their outstanding quality and distinctive character. Remarkably, they not only taste good, but make a significant contribution to the economy and provide thousands of jobs. As a world leader in ethical and environmental sustainability, the social development supported by the wine industry is as impressive as the wines it produces.



* FROM 96 RESPONSES OUT OF 2 675 CONTACTED
** JULY 2016 - JUNE 2017 *** 1 MARCH 2016 - 28 FEBRUARY 2017

VINPRO REPRESENTS 3 500 WINE PRODUCERS & CELLARS.
WIETA IS THE WINE AND AGRICULTURAL SECTOR ETHICAL TRADE ASSOCIATION.

SOURCE: SAWIS 2018. For more information visit www.sawis.co.za



SOUTH AFRICAN VARIETALS

WINES OF SOUTH AFRICA . PROWEIN 2019



TOTAL VARIETALS 2017

TOTAL
WHITE VARIETALS

53

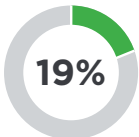
101

TOTAL
RED VARIETALS

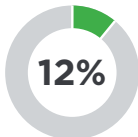
48

TOP 10 VARIETALS

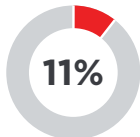
OF TOTAL HECTARE % IN S.A.
JUNE 2017 - JUNE 2018



Chenin Blanc



Colombar



Cabernet
Sauvignon



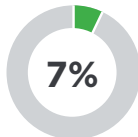
Shiraz (Syrah)



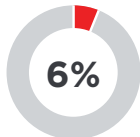
Sauvignon
Blanc



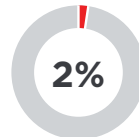
Pinotage



Chardonnay



Merlot



Ruby Cabernet



Cinsault



WINE
PRODUCTION
BY COLOUR
(2017)

